













Art. no. 292 7502 11  
 Datum 2009-03-16

LS 100 / LS 200 / LS 300


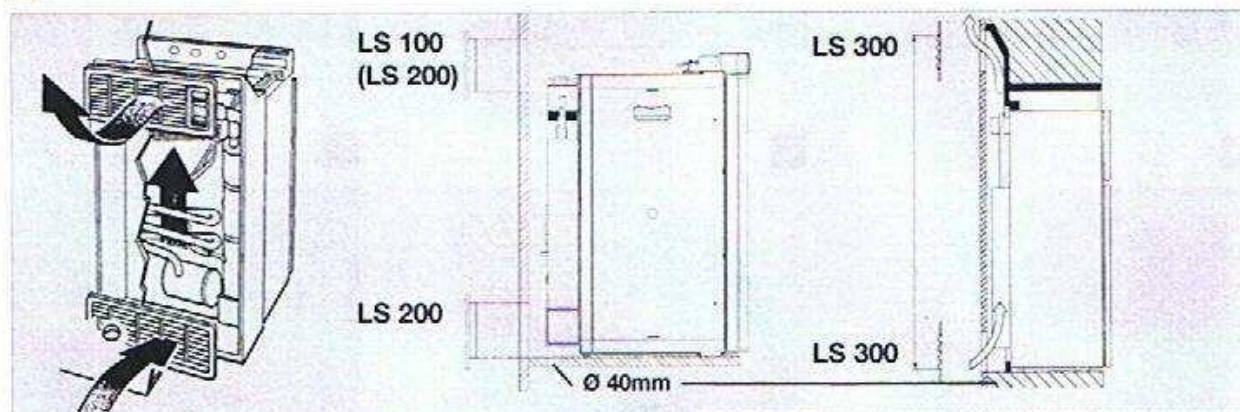
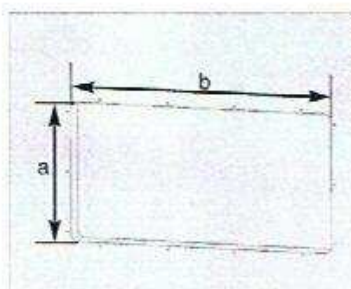
Ventilation Systeme

- |   |  |   |  |
|---|--|---|--|
|  <b>DE</b> | Einbau- und Bedienungsanleitung              |  <b>SE</b> | Installations- och bruksanvisning        |
|  <b>EN</b> | Installation and operating instructions      |  <b>DK</b> | Installationsanvisning og brugsanvisning |
|  <b>FR</b> | Instructions d'installation et mode d'emploi |  <b>NO</b> | Installasjonsanvisning og brugsanvisning |
|  <b>IT</b> | Istruzioni d'installazione e d'uso           |  <b>FI</b> | Asennusohje ja käyttöohje                |
|  <b>ES</b> | Guía de instalación y instrucciones de uso   |  <b>PT</b> | Manual de instalação e instruções de uso |
|  <b>NL</b> | Installatie en gebruiksaanwijzing            |  <b>GR</b> | Οδηγιών εγκατάστασης και χειρισμού       |



# NUHIMA

Reparaciones e Instalaciones

 609 833 633
**1****2**

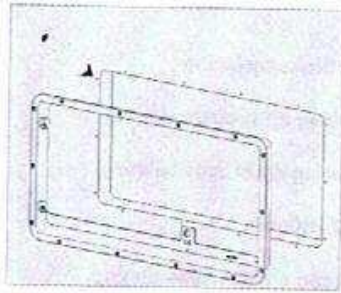
	a	b
LS 100	156 mm / 6.14"	451 mm / 17.76"
LS 200	156 mm / 6.14"	451 mm / 17.76"
LS 300	249 mm / 9.80"	490 mm / 19.29"



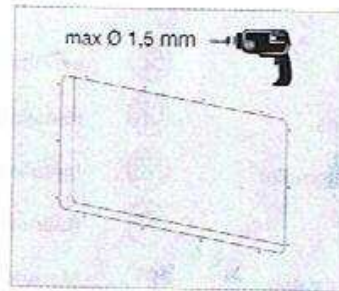


## INSTRUCCIONES

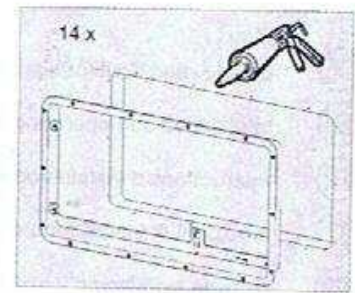
3



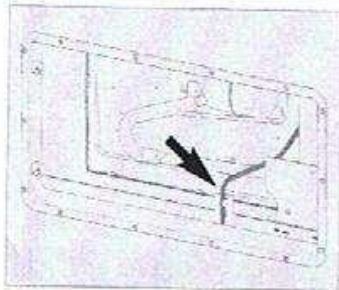
4



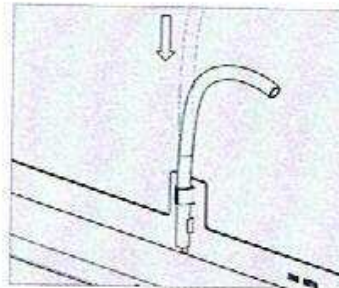
5



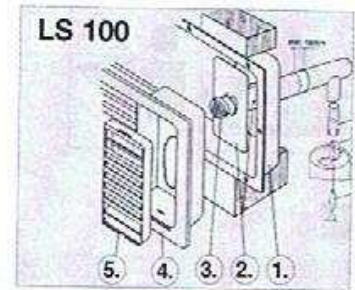
6



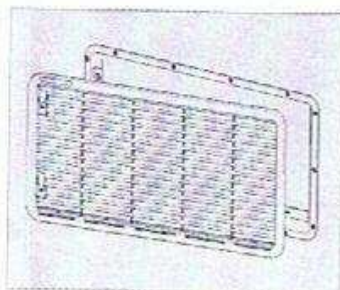
7



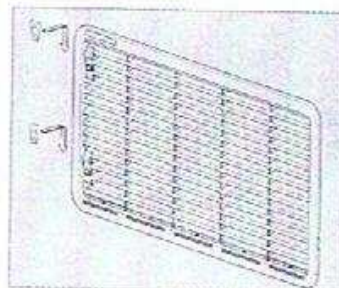
8




9



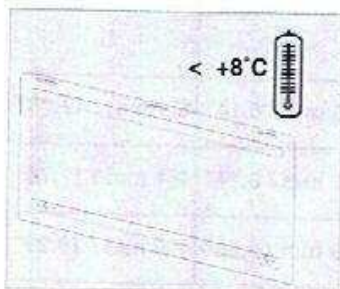
10




11



12



13



14

